

No. N-11015/2/2017-HFA-III-UD (FTS-9030767)

Government of India

Ministry of Housing and Urban Affairs

(HFA-V Division)

Room No. 3, Technical Cell, Gate No. 7,

Nirman Bhawan, New Delhi-110011

Dated: 15.01.2025

To

The Pay & Accounts Officer (Sectt.),
Ministry of Housing & Urban Affairs,
Nirman Bhawan, New Delhi-110011

Sub.: Mother sanction for release of Rs. 654.90 lakh to State Govt. of Jharkhand as 2nd & final installment of Central Assistance for FY 2022-23, final installment of Central Assistance for FY 2023-24 and 1st installment of Central Assistance for SLTC/CLTCs for FY 2024-25 under Capacity Building activities of PMAY-U Mission - reg.

Sir,

I am directed to convey the mother sanction of the Competent Authority to release an amount of **Rs. 6,54,90,000/- (Rupees Six Crore Fifty Four Lakh and Ninety Thousand only)** to State Govt. of Jharkhand as 2nd & final installment of Central Assistance for SLTC with 9 Specialists and 42 CLTCs with 69 Specialists for FY 2022-23, final installment of Central Assistance for SLTC with 8 Specialists and 38 CLTCs with 62 Specialists for FY 2023-24 and 1st installment of Central Assistance for SLTC with 10 Specialists and 44 CLTCs with 96 Specialists for FY 2024-25 under Capacity Building activities of Pradhan Mantri Awas Yojana - Urban (PMAY-U) Mission under SLS 2960 - Pradhan Mantri Awas Yojna (64) through SNA SPARSH. Details are enclosed at **Annexure-I to VI** and also as under:

(Rs. in lakh)

S. No.	Particulars	Admissible expenditure incurred/to be incurred as per CB norms	Admissible Central Assistance (75%)	Funds already released as 1 st installment of Central Assistance	Funds being released in this sanction
i.	2 nd & final installment of Central Assistance for SLTC with 9 Specialists for FY 2022-23	84.60	63.45	41.175	22.275
ii.	2 nd & final installment of Central Assistance for 42 CLTCs with 69 Specialists for FY 2022-23	388.85	291.64	211.275	80.365
Sub-total (A)		473.45	355.09	252.45	102.64
iii.	Final installment of Central Assistance for SLTC with 8 Specialists for FY 2023-24	6.51	42.38	--	42.38
iv.	Final installment of Central Assistance for 38 CLTCs with 62 Specialists for FY 2023-24	348.64	261.48	--	261.48
Sub-total (B)		405.15	303.86	--	303.86

1 st installment of Central Assistance for SLTC with 10 Specialists for FY 2024-25	96.60	72.45	--	36.22
1 st installment of Central Assistance for 44 CLTCs with 96 Specialists for FY 2024-25	565.80	424.35	--	212.18
Sub-total (C)	662.40	496.80	--	248.40
Total (A+B+C)				654.90

2. Earlier, fund of Rs. 178.094 lakh (Rs. 63.45 lakh for SLTC and Rs. 114.644 lakh for 50 CLTCs) was released to State Govt. of Jharkhand as 1st installment of Central Assistance for SLTC with 12 Specialists and 50 CLTCs with 96 Specialists for FY 2022-23 by adjusting unspent Central Assistance of Rs. 74.356 lakh released for CLTCs for FY 2020-21 under Capacity Building activities of PMAY-U Mission vide sanction letter of even number dated 27.01.2023. Further, fund of Rs. 364.83 lakh (Rs. 64.46 lakh for SLTC and Rs. 300.37 lakh for 48 CLTCs) was released to State Govt. of Jharkhand as final installment of Central Assistance for SLTC with 9 Specialists and 48 CLTCs with 71 Specialists for FY 2021-22 under Capacity Building activities of PMAY-U Mission vide sanction letter of even number dated 14.08.2023. The State Govt. has submitted the entire Utilization Certificates (UCs) against the said release, which is **attached** herewith.

3. The State has deployed more than 4 Specialists for one CLTC viz. Dhanbad for FYs 2022-23 & 2023-24 and also proposed more than 4 Specialists for two CLTCs viz. Ranchi and Dhanbad for FY 2024-25 as per its requirement, which has been approved by the Competent Authority as per the provisions under Capacity Building guidelines of PMAY-U Mission.

4. State Govt. of Jharkhand has also submitted the documents required for release of 2nd & final installment of Central Assistance for SLTC with 9 Specialists and 42 CLTCs with 69 Specialists for FY 2022-23, final installment of Central Assistance for SLTC with 8 Specialists and 38 CLTCs with 62 Specialists for FY 2023-24 and 1st installment of Central Assistance for SLTC with 10 Specialists and 44 CLTCs with 96 Specialists for FY 2024-25 under Capacity Building activities of PMAY-U Mission.

5. The above grant is subject to the following conditions:

- i. PMAY-U being a Centrally Sponsored Scheme (CSS), the State Govt. should strictly follow the revised procedure of fund flow as per O.M. No. 1(13) PFMS/FCD/2020 dated 23rd March 2021 issued by Department of Expenditure, Ministry of Finance, Government of India and subsequent instructions issued in this regard. These instructions have been made effective from 1st July 2021 which inter-alia provides that
 - a. Based on the authorization, the State Govt. shall transfer the Central Assistance as well as commensurate State share to the Single Nodal Account (SNA) within 30 days of receipt of Central Assistance failing which penal interest at the rate of 7% per annum will be charged on the number of days of delay beyond 30 days in transfer of Central Assistance to the SNA account.
 - b. Central Assistance along with State share are to be kept by the Nodal Agency in the Single Nodal Account (SNA) opened in a Scheduled Commercial Bank for the purpose and the same is mapped in PFMS. The nodal agency will allocate drawing limits to IAs having zero balance subsidiary accounts duly mapped in PFMS and linked to SNA account for drawal of funds on real time basis from the Single Nodal Account.

- c. The nodal agency shall ensure that the interest earned from the funds released, should be mandatorily remitted to respective consolidated funds on pro-rata basis in terms of rule 230(8) of GFR 2017.
 - d. SNAs and IAs will mandatorily use the DBT/EAT module of PFMS or integrate their systems with the PFMS to ensure that information on PFMS is updated by each IA at least once every day.
 - e. SNA will keep all the funds received in the Single Nodal Account only and shall not divert the same to Fixed Deposits/Flexi-Account/Multi-Option Deposit Account/Corporate Liquid Term Deposit (CLTD) Account etc.
 - f. Further releases under the scheme will be made only after transfer of entire Central Assistance released till date along with corresponding State share in the SNA account and utilization of 75% of earlier releases along with corresponding State share.
- ii. The State will comply with the terms and conditions stipulated in the guidelines, CSMC directions and instructions issued by this Ministry.
 - iii. The State will utilize the sanctioned grant for the purpose for which it is released. The State Government/Nodal Agency shall furnish physical and financial progress reports every quarter.
 - iv. The State will furnish the Expenditure Statement/UC as per GFR 2017 along with the details of Specialists engaged subject to financial norms approved by 1st CSMC as well as adherence to scheme guidelines.
 - v. Further installment of funds will be considered on receipt of expenditure statement/UC from the State Govt. along with details of specialists engaged subject to financial norms approved by 1st CSMC as well as adherence to scheme guidelines, furnishing clarifications/supporting documents and submission of pending UCs under RAY, if any.
 - vi. The State Govt./Nodal Agency shall strictly monitor the progress of the preparatory work. All bills/voucher etc. should be safely kept at SLNA level for future audit and other references.
 - vii. The amount of Central Assistance approved will form a part of capacity building plan of the State under PMAY-U mission.
 - viii. Transfer of funds to different entities, if any may be made through PFMS, as applicable and where there is an element of cash transfer to individuals, the same may be made through DBT/EAT module of PFMS mode, as applicable.
 - ix. Any unspent balance lying in State Treasury/SNA Accounts prior to on-boarding of the State Government on SNA SPARSH will be subject to guidelines issued by Department of Expenditure (DoE) from time to time
6. The expenditure involved is debit to the following Head of Account under Demand No. 60 of Ministry of Housing and Urban Affairs for the year 2024-25.

Major Head	3601	Grants-in-aid to State Governments
Sub-Major Head	06	Centrally Sponsored Scheme
Minor Head	101	Central Assistance/Share
Sub Head	31	Pradhan Mantri Awas Yojana (Urban)
Detailed Head	01	Assistance to State Govts.
Object Head	31.01.31	Grants-in-Aid-General




7. This admissible Central liability will be released to the Government of Jharkhand on demand through SNA SPARSH only or/and as per the latest guidelines of DoE. As the State has on-boarded on SNA SPARSH, all the committed liabilities shall be released in SNA SPARSH only. The State Government is required to contribute approved matching State share under the scheme. State to ensure timely release of matching State share.

8. As per rule 236(1) of GFR, 2017, the relevant accounts of the Grantee Institution(s)/Organisation(s) shall be open to inspection by the sanctioning authority and audit, both by the Comptroller and Auditor General of India under the provision of CAG (DPC) Act 1971 and internal audit by the Principal Accounts Office of the Ministry or Department, whenever the Institution or Organisation is called upon to do so.

9. This issues with the concurrence of the Integrated Finance Division vide **Note # 204 of even number dated 07.01.2025.**

10. The sanction has been registered at **S. No. 315** of the Grants-in-Aid Register of the HFA Division for the year 2024-25.

Yours faithfully,

(B.K. Mandal)
Under Secretary to the Govt. of India
Tel.: 011-23063285

Encl.: As above.

Copy to:

1. Principal Secretary, Department of Urban Development and Housing, Govt. of Jharkhand, HEC Project Bldg., Dhruva, Ranchi-834004, Jharkhand
2. Accountant General (A&E), Jharkhand
3. Reserve Bank of India, CAS, Nagpur
4. NITI Aayog, SP Divn./FR Divn., Sansad Marg, New Delhi-1100014
5. DDG (HFA), MoHUA
6. Joint Dir. (IFD), MoHUA
7. DS (Budget), MoHUA
8. Section Officer (Admn-II), MoHUA, Nirman Bhawan, New Delhi
9. PMU (MIS), HFA Directorate
10. Dy. Chief (MIS), HFA Directorate may place this sanction at appropriate place on the website of the Ministry.
11. Sanction folder


(B.K. Mandal)
Under Secretary to the Govt. of India
Tel.: 011-23063285

Details of SLTC for FY 2022-23 in respect of State of Jharkhand

(Amount in Rs.)

S. No.	Designation of the Specialists	Educational Qualification	Date of Joining	Date of Resignation	No. of completed months for which Specialists have worked	Salary per month paid by the State	Admissible salary per month as per CB norms	Total expenditure as per CB norms	Total expenditure incurred by the State	Total admissible expenditure as per CB norms	Admissible Central Assistance (75%)
1	Capacity Building Specialist	Post Graduate	15.03.2014	-	12	1,19,234	85,000	10,20,000	14,30,808	10,20,000	7,65,000
2	Project Engineering Specialist	Graduate	10.01.2014	-	12	70,000	70,000	8,40,000	8,40,000	8,40,000	6,30,000
3	GIS Specialist	Post Graduate	24.04.2012	-	12	85,000	85,000	10,20,000	10,20,000	10,20,000	7,65,000
4	Town Planner	Post Graduate	01.04.2014	-	12	85,000	85,000	10,20,000	10,20,000	10,20,000	7,65,000
5	Municipal Finance cum Account Specialist	Post Graduate	16.11.2017	-	12	85,000	85,000	10,20,000	10,20,000	10,20,000	7,65,000
6	Urban Infrastructure Specialist	Post Graduate	02.01.2018	31.03.2023	12	85,000	85,000	10,20,000	10,20,000	10,20,000	7,65,000
7	MIS Specialist	Post Graduate	05.02.2018	-	12	85,000	85,000	10,20,000	10,20,000	10,20,000	7,65,000
8	Social Development cum IEC Specialist	Post Graduate	10.01.2018	-	12	85,000	85,000	10,20,000	10,20,000	10,20,000	7,65,000
9	Assistant MIS	Post Graduate	20.04.2021	-	12	40,000	85,000	10,20,000	4,80,000	4,80,000	3,60,000
Total								90,00,000	88,70,808	84,60,000	63,45,000

Admissible Central Assistance for SLTC for FY 2022-23= Rs. 63,450 lakh
Fund already released as 1st installment of Central Assistance for SLTC for FY 2022-23= Rs. 41,175 lakh
Fund being released as 2nd & final installment of Central Assistance for SLTC for FY 2022-23= Rs. 22,275 lakh

Details of CLTCs for FY 2022-23 in respect of State of Jharkhand

(Amount in Rs.)

S. No.	ULB Name/CLTCs	Urban Population	Designation of the Specialists	Educational Qualification	Date of Joining	Date of Resignation	No. of completed months for which Specialists have worked	Salary per month paid by the State	Admissible salary per month as per CB norms	Salary for broken months as per CB norms	Salary for completed months as per CB norms	Total expenditure as per CB norms	Total expenditure incurred by the State	Total admissible expenditure as per CB norms	Admissible Central Assistance (75%)
1	Ranchi	Above 10 Lakh	Project Engineering Specialist	Graduate	08.10.2015	-	12	50,000	50,000	-	6,00,000	6,00,000	6,00,000	6,00,000	4,50,000
			Municipal Finance MIS Specialist	Post Graduate	20.04.2021	-	12	70,000	70,000	-	8,40,000	8,40,000	8,40,000	8,40,000	8,40,000
2	Dhanbad	Above 10 Lakh	Capacity Building Specialist	Post Graduate	04.01.2018	-	12	70,000	70,000	-	8,40,000	8,40,000	8,40,000	8,40,000	6,30,000
			MIS Specialist	Post Graduate	29.12.2017	-	12	70,000	70,000	-	8,40,000	8,40,000	8,40,000	8,40,000	6,30,000
			Municipal Finance MIS Specialist	Post Graduate	20.04.2021	-	12	70,000	70,000	-	8,40,000	8,40,000	8,40,000	8,40,000	6,30,000
			Municipal Finance MIS Specialist	Post Graduate	20.04.2021	-	12	70,000	70,000	-	8,40,000	8,40,000	8,40,000	8,40,000	6,30,000
			GIS Specialist	Post Graduate	18.04.2012	-	12	70,000	70,000	-	8,40,000	8,40,000	8,40,000	8,40,000	6,30,000
3	Jamshedpur	Above 10 Lakh	Social Development Specialist	Post Graduate	19.09.2014	-	12	70,000	70,000	-	8,40,000	8,40,000	8,40,000	8,40,000	6,30,000
			Town Planning	Post Graduate	17.04.2012	-	12	70,000	70,000	-	8,40,000	8,40,000	8,40,000	8,40,000	6,30,000
			Town Planner	Post Graduate	27.05.2013	-	12	60,000	60,000	-	7,20,000	7,20,000	7,20,000	7,20,000	5,40,000
4	Chas	Between 5-10 Lakh	MIS Specialist	Post Graduate	04.10.2013	-	12	60,000	60,000	-	7,20,000	7,20,000	7,20,000	7,20,000	5,40,000
			Project Engineering Specialist	Graduate	17.04.2012	26.12.2022	8	60,000	40,000	33,548	3,20,000	3,53,548	5,32,603	3,53,548	2,65,161
5	Deoghar	Less than 5 Lakh	Project Engineering Specialist	Post Graduate	29.12.2017	-	12	45,000	45,000	-	5,40,000	5,40,000	5,40,000	5,40,000	4,05,000
			MIS Specialist	Post Graduate	20.04.2021	-	12	45,000	45,000	-	5,40,000	5,40,000	5,40,000	5,40,000	4,05,000
6	Chakulia	Less than 5 Lakh	MIS Specialist	Post Graduate	04.01.2018	-	12	45,000	45,000	-	5,40,000	5,40,000	5,40,000	5,40,000	4,05,000
			MIS Specialist	Post Graduate	10.02.2018	-	12	45,000	45,000	-	5,40,000	5,40,000	5,40,000	5,40,000	4,05,000
7	Manjhiion	Less than 5 Lakh	Project Engineering Specialist	Post Graduate	08.02.2018	-	12	45,000	45,000	-	5,40,000	5,40,000	5,40,000	5,40,000	4,05,000
			Project Engineering Specialist	Post Graduate	28.12.2017	-	12	45,000	45,000	-	5,40,000	5,40,000	5,40,000	5,40,000	4,05,000
8	Jamtara	Less than 5 Lakh	MIS Specialist	Post Graduate	20.04.2021	-	12	45,000	45,000	-	5,40,000	5,40,000	5,40,000	5,40,000	4,05,000
			Municipal Finance cum Account Specialist	Post Graduate	28.12.2017	-	12	45,000	45,000	-	5,40,000	5,40,000	5,40,000	5,40,000	4,05,000
9	Ahtiyapur	Less than 5 Lakh	MIS Specialist	Post Graduate	20.04.2021	-	12	45,000	45,000	-	5,40,000	5,40,000	5,40,000	5,40,000	4,05,000
			Capacity Building Specialist	Post Graduate	04.01.2018	-	12	45,000	45,000	-	5,40,000	5,40,000	5,40,000	5,40,000	4,05,000
10	Simdega	Less than 5 Lakh	MIS Specialist	Post Graduate	20.04.2021	-	12	45,000	45,000	-	5,40,000	5,40,000	5,40,000	5,40,000	4,05,000
			Capacity Building Specialist	Post Graduate	04.01.2018	-	12	45,000	45,000	-	5,40,000	5,40,000	5,40,000	5,40,000	4,05,000
11	Gumla	Less than 5 Lakh	Capacity Building Specialist	Post Graduate	04.01.2018	-	12	45,000	45,000	-	5,40,000	5,40,000	5,40,000	5,40,000	4,05,000
			MIS Specialist	Post Graduate	20.04.2021	-	12	45,000	45,000	-	5,40,000	5,40,000	5,40,000	5,40,000	4,05,000
12	Medininagar	Less than 5 Lakh	Capacity Building Specialist	Post Graduate	05.01.2018	-	12	45,000	45,000	-	5,40,000	5,40,000	5,40,000	5,40,000	4,05,000
			MIS Specialist	Post Graduate	20.04.2021	-	12	45,000	45,000	-	5,40,000	5,40,000	5,40,000	5,40,000	4,05,000
13	Garhwa	Less than 5 Lakh	Capacity Building Specialist	Post Graduate	04.01.2018	19.01.2023	9	45,000	45,000	27,581	4,05,000	4,32,581	4,34,959	4,32,581	3,24,435
			MIS Specialist	Post Graduate	20.04.2021	-	12	45,000	45,000	-	5,40,000	5,40,000	5,40,000	5,40,000	4,05,000
14	Pakur	Less than 5 Lakh	Capacity Building Specialist	Post Graduate	28.12.2017	-	12	45,000	45,000	-	5,40,000	5,40,000	5,40,000	5,40,000	4,05,000

15	Basuknath	Less than 5 Lakh	MIS Specialist	Post Graduate	20.04.2021	-	12	45,000	45,000	-	-	5,40,000	5,40,000	5,40,000	5,40,000	4,05,000
			Capacity Building Specialist	Post Graduate	05.01.2018	-	12	45,000	45,000	-	-	5,40,000	5,40,000	5,40,000	5,40,000	4,05,000
			MIS Specialist	Post Graduate	20.04.2021	19.04.2022	19 days	45,000	45,000	-	-	28,500	28,500	28,110	28,110	21,082
16	Latehar	Less than 5 Lakh	Project Engineering Specialist	Post Graduate	17.02.2018	-	12	45,000	45,000	-	-	5,40,000	5,40,000	5,40,000	5,40,000	4,05,000
			MIS Specialist	Post Graduate	20.04.2021	-	12	45,000	45,000	-	-	5,40,000	5,40,000	5,40,000	5,40,000	4,05,000
17	Kopail	Less than 5 Lakh	MIS Specialist	Post Graduate	20.04.2021	-	12	45,000	45,000	-	-	5,40,000	5,40,000	5,40,000	5,40,000	4,05,000
18	Ramgarh	Less than 5 Lakh	MIS Specialist	Post Graduate	20.04.2021	-	12	45,000	45,000	-	-	5,40,000	5,40,000	5,40,000	5,40,000	4,05,000
19	Bundu	Less than 5 Lakh	MIS Specialist	Post Graduate	01.06.2021	-	12	45,000	45,000	-	-	5,40,000	5,40,000	5,40,000	5,40,000	4,05,000
20	Lohardaga	Less than 5 Lakh	MIS Specialist	Post Graduate	20.04.2021	26.10.2022	6	45,000	45,000	37,742	-	2,70,000	3,07,742	3,09,205	3,07,742	2,30,806
21	Sahibganj	Less than 5 Lakh	MIS Specialist	Post Graduate	03.05.2021	-	12	45,000	45,000	-	-	5,40,000	5,40,000	5,40,000	5,40,000	4,05,000
22	Bishnampur	Less than 5 Lakh	MIS Specialist	Post Graduate	20.04.2021	13.03.2023	11	45,000	45,000	18,871	-	4,95,000	5,13,871	5,13,370	5,13,370	3,85,027
23	Chakradharpur	Less than 5 Lakh	MIS Specialist	Post Graduate	20.04.2021	-	12	45,000	45,000	-	-	5,40,000	5,40,000	5,40,000	5,40,000	4,05,000
24	Hazaribagh	Less than 5 Lakh	MIS Specialist	Post Graduate	20.04.2021	-	12	45,000	45,000	-	-	5,40,000	5,40,000	5,40,000	5,40,000	4,05,000
25	Hussainabad	Less than 5 Lakh	MIS Specialist	Post Graduate	20.04.2021	-	12	45,000	45,000	-	-	5,40,000	5,40,000	5,40,000	5,40,000	4,05,000
26	Sarakela	Less than 5 Lakh	MIS Specialist	Post Graduate	20.04.2021	-	12	45,000	45,000	-	-	5,40,000	5,40,000	5,40,000	5,40,000	4,05,000
27	Chatra	Less than 5 Lakh	MIS Specialist	Post Graduate	20.04.2021	-	12	45,000	45,000	-	-	5,40,000	5,40,000	5,40,000	5,40,000	4,05,000
28	Phusro	Less than 5 Lakh	MIS Specialist	Post Graduate	20.04.2021	-	12	45,000	45,000	-	-	5,40,000	5,40,000	5,40,000	5,40,000	4,05,000
29	Nagarjanti	Less than 5 Lakh	MIS Specialist	Post Graduate	20.04.2021	-	12	45,000	45,000	-	-	5,40,000	5,40,000	5,40,000	5,40,000	4,05,000
30	Barharwa	Less than 5 Lakh	MIS Specialist	Post Graduate	20.04.2021	-	12	45,000	45,000	-	-	5,40,000	5,40,000	5,40,000	5,40,000	4,05,000
31	Chabasa	Less than 5 Lakh	MIS Specialist	Post Graduate	20.04.2021	-	12	45,000	45,000	-	-	5,40,000	5,40,000	5,40,000	5,40,000	4,05,000
32	Chirkunda	Less than 5 Lakh	MIS Specialist	Post Graduate	20.04.2021	-	12	45,000	45,000	-	-	5,40,000	5,40,000	5,40,000	5,40,000	4,05,000
33	Dumka	Less than 5 Lakh	MIS Specialist	Post Graduate	20.04.2021	-	12	45,000	45,000	-	-	5,40,000	5,40,000	5,40,000	5,40,000	4,05,000
34	Godda	Less than 5 Lakh	MIS Specialist	Post Graduate	20.04.2021	-	12	45,000	45,000	-	-	5,40,000	5,40,000	5,40,000	5,40,000	4,05,000
35	Jhumieliya	Less than 5 Lakh	MIS Specialist	Post Graduate	20.04.2021	-	12	45,000	45,000	-	-	5,40,000	5,40,000	5,40,000	5,40,000	4,05,000
36	Rajmahal	Less than 5 Lakh	MIS Specialist	Post Graduate	20.04.2021	-	12	45,000	45,000	-	-	5,40,000	5,40,000	5,40,000	5,40,000	4,05,000
37	Girdih	Less than 5 Lakh	Project Engineering Specialist	Post Graduate	29.12.2017	-	12	70,000	45,000	-	-	8,40,000	5,40,000	8,40,000	5,40,000	4,05,000
			MIS Specialist	Post Graduate	20.04.2021	-	12	45,000	45,000	-	-	5,40,000	5,40,000	5,40,000	5,40,000	4,05,000
38	Kiuntl	Less than 5 Lakh	MIS Specialist	Post Graduate	20.04.2021	-	12	45,000	45,000	-	-	5,40,000	5,40,000	5,40,000	5,40,000	4,05,000
39	Koderma	Less than 5 Lakh	MIS Specialist	Post Graduate	20.04.2021	-	12	45,000	45,000	-	-	5,40,000	5,40,000	5,40,000	5,40,000	4,05,000
40	Chhatrapur	Less than 5 Lakh	MIS Specialist	Post Graduate	20.04.2021	-	12	45,000	45,000	-	-	5,40,000	5,40,000	5,40,000	5,40,000	4,05,000
41	Mango	Less than 5 Lakh	MIS Specialist	Post Graduate	20.04.2021	25.07.2022	3	45,000	45,000	36,290	-	5,40,000	5,40,000	5,40,000	5,40,000	4,05,000
42	Madhupur	Less than 5 Lakh	MIS Specialist	Post Graduate	20.04.2021	30.07.2022	3	45,000	45,000	43,548	-	1,35,000	1,78,548	1,71,290	1,71,290	1,28,468
Total	42	--	69	--	--	--	--	--	--	1,97,581	3,89,88,500	3,88,86,081	3,93,68,877	3,88,85,189	2,91,63,992	(Say Rs. 291.64 lakh)

Fund already released as 1st installment of Central Assistance for CLTCs for FY 2022-23 by adjusting unspent Central Assistance released for CLTCs for FY 2020-21= Rs. 291.640 lakh
Fund being released as 2nd & final installment of Central Assistance for CLTCs for FY 2022-23= Rs. 211.275 lakh
Rs. 80.365 lakh

Details of SLTC for FY 2023-24 in respect of State of Jharkhand

(Amount in Rs.)

S. No.	Designation of the Specialists	Educational Qualification	Date of Joining	Date of Resignation	No. of completed months for which Specialists have worked	Salary per month paid by the State	Admissible salary per month as per CB norms	Salary for broken months as per CB norms	Salary for completed months as per CB norms	Total expenditure as per CB norms	Total expenditure incurred by the State	Total admissible expenditure as per CB norms	Admissible Central Assistance (75%)
1	Capacity Building Specialist	Post Graduate	15.03.2014	09.02.2024	10	1,19,234	85,000	26,379	8,50,000	8,76,379	14,30,808	8,76,379	6,57,284
2	Project Engineering Specialist	Graduate	10.01.2014	30.04.2023	1	70,000	70,000	-	70,000	70,000	69,041	69,041	51,781
3	GIS Specialist	Post Graduate	24.04.2012	-	12	85,000	85,000	-	10,20,000	10,20,000	10,20,000	10,20,000	7,65,000
4	Town Planner	Post Graduate	01.04.2014	-	12	85,000	85,000	-	10,20,000	10,20,000	10,20,000	10,20,000	7,65,000
5	Municipal Finance cum Account Specialist	Post Graduate	16.11.2017	-	12	85,000	85,000	-	10,20,000	10,20,000	10,20,000	10,20,000	7,65,000
6	MIS Specialist	Post Graduate	05.02.2018	22.05.2023	1	85,000	85,000	60,323	85,000	1,45,323	1,45,315	1,45,315	1,08,986
7	Social Development cum IEC Specialist	Post Graduate	10.01.2018	-	12	85,000	85,000	-	10,20,000	10,20,000	10,20,000	10,20,000	7,65,000
8	Assistant MIS	Post Graduate	20.04.2021	-	12	40,000	85,000	-	10,20,000	10,20,000	4,80,000	4,80,000	3,60,000
Total						86,702	61,05,000	61,91,702	62,05,164	56,50,735	42,38,052	42,38,052	(Say Rs. 42.38 lakh)



Annexure-IV
Details of CLTCs for FY 2023-24 in respect of State of Jharkhand

(Amount in Rs.)

S. No.	Name of the District/ CLTCs	Urban Population	Designation of the Specialists	Educational Qualification	Date of Joining	Date of Resignation	No. of completed months for which Specialists have worked	Salary per month paid by the State	Admissible salary per month as per CB norms	Salary for broken months as per CB norms	Salary for completed months as per CB norms	Total expenditure as per CB norms	Total expenditure incurred by the State	Total admissible expenditure as per CB norms	Admissible Central Assistance (75%)	
1	Ranchi	Above 10 lakh	Project Engineering Specialist	Graduate	08.10.2015	-	12	50,000	50,000	-	6,00,000	6,00,000	6,00,000	6,00,000	4,50,000	
			Municipal Finance MIS Specialist	Post Graduate	20.04.2021	-	12	70,000	70,000	-	8,40,000	8,40,000	8,40,000	8,40,000	8,40,000	6,30,000
			Capacity Building Specialist	Post Graduate	17.04.2012	-	12	70,000	70,000	-	8,40,000	8,40,000	8,40,000	8,40,000	8,40,000	6,30,000
2	Dhanbad	Above 10 lakh	MIS	Post Graduate	29.12.2017	-	12	70,000	70,000	-	8,40,000	8,40,000	8,40,000	8,40,000	6,30,000	
			Municipal Finance	Post Graduate	20.04.2021	-	12	70,000	70,000	-	8,40,000	8,40,000	8,40,000	8,40,000	6,30,000	
			GIS Specialist	Post Graduate	20.04.2021	-	12	70,000	70,000	-	8,40,000	8,40,000	8,40,000	8,40,000	6,30,000	
			Municipal Finance	Post Graduate	20.04.2021	-	12	70,000	70,000	-	8,40,000	8,40,000	8,40,000	8,40,000	6,30,000	
			GIS Specialist	Post Graduate	18.04.2012	-	12	70,000	70,000	-	8,40,000	8,40,000	8,40,000	8,40,000	6,30,000	
3	Jamshepur	Above 10 lakh	Social Development Specialist	Post Graduate	19.09.2014	-	12	70,000	70,000	-	8,40,000	8,40,000	8,40,000	8,40,000	6,30,000	
			Town Planning	Post Graduate	17.04.2012	-	12	70,000	70,000	-	8,40,000	8,40,000	8,40,000	8,40,000	6,30,000	
			Town Planner	Post Graduate	27.05.2013	-	12	60,000	60,000	-	7,20,000	7,20,000	7,20,000	7,20,000	5,40,000	
4	Chas	Between 5-10 lakh	MIS Specialist	Post Graduate	04.10.2013	-	12	60,000	60,000	-	7,20,000	7,20,000	7,20,000	7,20,000	5,40,000	
			Project Engineering Specialist	Post Graduate	29.12.2017	-	12	45,000	45,000	-	5,40,000	5,40,000	5,40,000	5,40,000	4,05,000	
5	Deoghar	Less than 5 lakh	MIS Specialist	Post Graduate	20.04.2021	26.07.2023	3	45,000	45,000	37,742	1,35,000	1,72,742	1,73,096	1,72,742	1,29,556	
			MIS Specialist	Post Graduate	04.01.2018	-	12	45,000	45,000	-	5,40,000	5,40,000	5,40,000	5,40,000	4,05,000	
6	Chakulia	Less than 5 lakh	MIS Specialist	Post Graduate	10.02.2018	-	12	45,000	45,000	-	5,40,000	5,40,000	5,40,000	5,40,000	4,05,000	
			Project Engineering Specialist	Post Graduate	08.02.2018	-	12	45,000	45,000	-	5,40,000	5,40,000	5,40,000	5,40,000	4,05,000	
7	Manjhiion	Less than 5 lakh	Project Engineering Specialist	Post Graduate	28.12.2017	-	12	45,000	45,000	-	5,40,000	5,40,000	5,40,000	5,40,000	4,05,000	
			Project Engineering Specialist	Post Graduate	20.04.2021	-	12	45,000	45,000	-	5,40,000	5,40,000	5,40,000	5,40,000	4,05,000	
8	Jamtara	Less than 5 lakh	Municipal Finance cum Account Specialist	Post Graduate	28.12.2017	-	12	45,000	45,000	-	5,40,000	5,40,000	5,40,000	5,40,000	4,05,000	
			MIS Specialist	Post Graduate	20.04.2021	-	12	45,000	45,000	-	5,40,000	5,40,000	5,40,000	5,40,000	4,05,000	
9	Adityapur	Less than 5 lakh	MIS Specialist	Post Graduate	20.04.2021	-	12	45,000	45,000	-	5,40,000	5,40,000	5,40,000	5,40,000	4,05,000	
			Capacity Building Specialist	Post Graduate	04.01.2018	-	12	45,000	45,000	-	5,40,000	5,40,000	5,40,000	5,40,000	4,05,000	
10	Simdega	Less than 5 lakh	MIS Specialist	Post Graduate	20.04.2021	-	12	45,000	45,000	-	5,40,000	5,40,000	5,40,000	5,40,000	4,05,000	

Handwritten signature

35	Girdih	Less than 5 lakh	Project Engineering Specialist	Post Graduate	29.12.2017	-	70,000	12	45,000	45,000	-	5,40,000	5,40,000	8,40,000	5,40,000	4,05,000
36	Khunti	Less than 5 lakh	MIS Specialist	Post Graduate	20.04.2021	-	45,000	12	45,000	45,000	-	5,40,000	5,40,000	5,40,000	5,40,000	4,05,000
37	Koderma	Less than 5 lakh	MIS Specialist	Post Graduate	20.04.2021	-	45,000	12	45,000	45,000	-	5,40,000	5,40,000	5,40,000	5,40,000	4,05,000
38	Chhatrapur	Less than 5 lakh	MIS Specialist	Post Graduate	20.04.2021	-	45,000	12	45,000	45,000	-	5,40,000	5,40,000	5,40,000	5,40,000	4,05,000
Total	38	--	62	--	--	--	--	--	--	--	1,27,742	3,47,37,000	3,48,64,742	3,51,68,712	3,48,63,606	2,61,47,704 (Say Rs. 261.48 lakh)

[Handwritten signature]

Annexure-V

Details of SLTC for FY 2024-25 in respect of State of Jharkhand

(Amount in Rs.)

S. No.	Designation of the Specialists	Educational Qualification	Salary per month proposed by the State	Annual Budget proposed by the State	Salary per month as per CB norms	Annual Budget as per CB norms	Admissible Annual Budget as per CB norms	Admissible Central Assistance (75%)	Admissible State Share (25%)	1st instalment of Central Assistance (50%)
1	GIS Specialist	Post Graduate	85,000	10,20,000	85,000	10,20,000	10,20,000	7,65,000	2,55,000	3,82,500
2	Town Planning Specialist	Post Graduate	85,000	10,20,000	85,000	10,20,000	10,20,000	7,65,000	2,55,000	3,82,500
3	Municipal Finance cum Account Specialist	Post Graduate	85,000	10,20,000	85,000	10,20,000	10,20,000	7,65,000	2,55,000	3,82,500
4	Social Development & IEC Specialist	Post Graduate	85,000	10,20,000	85,000	10,20,000	10,20,000	7,65,000	2,55,000	3,82,500
5	Assistant MIS	Graduate	40,000	4,80,000	70,000	8,40,000	4,80,000	3,60,000	1,20,000	1,80,000
6	Project Engineering Specialists	Post Graduate	85,000	10,20,000	85,000	10,20,000	10,20,000	7,65,000	2,55,000	3,82,500
7	Urban Infrastructure Specialist	Post Graduate	85,000	10,20,000	85,000	10,20,000	10,20,000	7,65,000	2,55,000	3,82,500
8	MIS Specialists	Post Graduate	85,000	10,20,000	85,000	10,20,000	10,20,000	7,65,000	2,55,000	3,82,500
9	PPP Specialist	Post Graduate	85,000	10,20,000	85,000	10,20,000	10,20,000	7,65,000	2,55,000	3,82,500
10	Capacity Building & Training Coordinator	Post Graduate	85,000	10,20,000	85,000	10,20,000	10,20,000	7,65,000	2,55,000	3,82,500
Total			8,05,000	96,60,000	8,35,000	1,00,20,000	96,60,000	72,45,000	24,15,000	36,22,500 (Say Rs. 36.22 lakh)



Details of CLTCs for FY 2024-25 in respect of State of Jharkhand

(Amount in Rs.)

S. No.	Name of Cities/CLTCs	Urban Population	No. of Specialists proposed	No. of Specialists approved	Designation of the Specialists	Educational Qualification	Salary per month proposed by the State	Annual Budget proposed by the State	Salary per month as per CB norms	Annual Budget as per CB norms	Admissible Annual Budget as per CB norms	Admissible Central Assistance (75%)	Admissible State Share (25%)	1st instalment of Central Assistance (50%)
1	Ranchi	10,73,427	6	6	Project Engineering specialist	Graduate	50,000	6,00,000	50,000	6,00,000	6,00,000	4,50,000	1,50,000	2,25,000
					GIS Specialist	Post Graduate	70,000	8,40,000	70,000	8,40,000	8,40,000	6,30,000	2,10,000	3,15,000
					Town Planner	Post Graduate	70,000	8,40,000	70,000	8,40,000	8,40,000	6,30,000	2,10,000	3,15,000
					SDS	Post Graduate	70,000	8,40,000	70,000	8,40,000	8,40,000	6,30,000	2,10,000	3,15,000
2	Chas (Including Bokaro)	8,02,920	4	4	Municipal Finance Specialist	Post Graduate	70,000	8,40,000	70,000	8,40,000	8,40,000	6,30,000	2,10,000	3,15,000
					Town Planner	Post Graduate	60,000	7,20,000	60,000	7,20,000	7,20,000	5,40,000	1,80,000	2,70,000
					GIS	Post Graduate	60,000	7,20,000	60,000	7,20,000	7,20,000	5,40,000	1,80,000	2,70,000
					Municipal Finance Specialist	Post Graduate	60,000	7,20,000	60,000	7,20,000	7,20,000	5,40,000	1,80,000	2,70,000
3	Jamshedpur	10,15,394	3	3	MIS specialist	Post Graduate	60,000	7,20,000	60,000	7,20,000	7,20,000	5,40,000	1,80,000	2,70,000
					GIS Specialist	Post Graduate	70,000	8,40,000	70,000	8,40,000	8,40,000	6,30,000	2,10,000	3,15,000
					Town Planner	Post Graduate	70,000	8,40,000	70,000	8,40,000	8,40,000	6,30,000	2,10,000	3,15,000
					Municipal Finance Specialist	Post Graduate	70,000	8,40,000	70,000	8,40,000	8,40,000	6,30,000	2,10,000	3,15,000
4	Mango	2,23,815	2	1	MIS specialist	Post Graduate	45,000	5,40,000	45,000	5,40,000	5,40,000	4,05,000	1,35,000	2,02,500
					Project Engineering Specialist	Post Graduate	45,000	5,40,000	45,000	5,40,000	5,40,000	4,05,000	1,35,000	2,02,500
					MIS specialist	Post Graduate	45,000	5,40,000	45,000	5,40,000	5,40,000	4,05,000	1,35,000	2,02,500
					CBTC	Post Graduate	45,000	5,40,000	45,000	5,40,000	5,40,000	4,05,000	1,35,000	2,02,500
5	Chakulia	16,306	2	1	MIS specialist (Deputed in DMA)	Post Graduate	45,000	5,40,000	45,000	5,40,000	5,40,000	4,05,000	1,35,000	2,02,500
					CBTC	Post Graduate	45,000	5,40,000	45,000	5,40,000	5,40,000	4,05,000	1,35,000	2,02,500
					MIS specialist	Post Graduate	45,000	5,40,000	45,000	5,40,000	5,40,000	4,05,000	1,35,000	2,02,500
					Project Engineering Specialist	Post Graduate	45,000	5,40,000	45,000	5,40,000	5,40,000	4,05,000	1,35,000	2,02,500
6	Jugsalai	46,660	1	1	MIS specialist (Deputed in DMA)	Post Graduate	45,000	5,40,000	45,000	5,40,000	5,40,000	4,05,000	1,35,000	2,02,500
					CBTC	Graduate	70,000	8,40,000	50,000	6,00,000	6,00,000	4,50,000	1,50,000	2,25,000
					MIS specialist	Post Graduate	70,000	8,40,000	70,000	8,40,000	8,40,000	6,30,000	2,10,000	3,15,000
					PES (Deputed in DMA)	Post Graduate	70,000	8,40,000	70,000	8,40,000	8,40,000	6,30,000	2,10,000	3,15,000
7	Dhanbad	11,62,472	6	6	Town Planner	Post Graduate	70,000	8,40,000	70,000	8,40,000	8,40,000	6,30,000	2,10,000	3,15,000
					GIS Specialist	Post Graduate	70,000	8,40,000	70,000	8,40,000	8,40,000	6,30,000	2,10,000	3,15,000
					Municipal Finance Specialist	Post Graduate	70,000	8,40,000	70,000	8,40,000	8,40,000	6,30,000	2,10,000	3,15,000
					Municipal Finance Specialist	Post Graduate	70,000	8,40,000	70,000	8,40,000	8,40,000	6,30,000	2,10,000	3,15,000
8	Adityapur	1,74,355	2	2	Project Engineering Specialist	Post Graduate	45,000	5,40,000	45,000	5,40,000	5,40,000	4,05,000	1,35,000	2,02,500
					MIS Specialist	Post Graduate	45,000	5,40,000	45,000	5,40,000	5,40,000	4,05,000	1,35,000	2,02,500
9	Deoghar	2,03,123	2	2	Project Engineering Specialist	Post Graduate	45,000	5,40,000	45,000	5,40,000	5,40,000	4,05,000	1,35,000	2,02,500
					MIS Specialist	Post Graduate	45,000	5,40,000	45,000	5,40,000	5,40,000	4,05,000	1,35,000	2,02,500

10	Hazaribagh	1,97,466	2	2	MIS specialist	Post Graduate	45,000	5,40,000	45,000	5,40,000	5,40,000	5,40,000	4,05,000	1,35,000	2,02,500
					Project Engineering Specialist	Post Graduate	45,000	5,40,000	45,000	5,40,000	5,40,000	5,40,000	4,05,000	1,35,000	2,02,500
11	Gumla	51,264	2	2	CB & TC	Post Graduate	45,000	5,40,000	45,000	5,40,000	5,40,000	5,40,000	4,05,000	1,35,000	2,02,500
					MIS Specialist	Post Graduate	45,000	5,40,000	45,000	5,40,000	5,40,000	5,40,000	4,05,000	1,35,000	2,02,500
12	Simdega	42,944	2	2	Capacity Building Specialist	Post Graduate	45,000	5,40,000	45,000	5,40,000	5,40,000	5,40,000	4,05,000	1,35,000	2,02,500
					MIS Specialist	Post Graduate	45,000	5,40,000	45,000	5,40,000	5,40,000	5,40,000	4,05,000	1,35,000	2,02,500
13	Chaibasa	69,565	2	2	Project Engineering Specialist	Post Graduate	45,000	5,40,000	45,000	5,40,000	5,40,000	5,40,000	4,05,000	1,35,000	2,02,500
					MIS specialist	Post Graduate	45,000	5,40,000	45,000	5,40,000	5,40,000	5,40,000	4,05,000	1,35,000	2,02,500
14	Chakradharpur	56,531	2	2	CB & TC	Post Graduate	45,000	5,40,000	45,000	5,40,000	5,40,000	5,40,000	4,05,000	1,35,000	2,02,500
					MIS Specialist	Post Graduate	45,000	5,40,000	45,000	5,40,000	5,40,000	5,40,000	4,05,000	1,35,000	2,02,500
15	Madhupur	55,238	2	2	Project Engineering Specialist	Post Graduate	45,000	5,40,000	45,000	5,40,000	5,40,000	5,40,000	4,05,000	1,35,000	2,02,500
					Project Engineering Specialist	Post Graduate	45,000	5,40,000	45,000	5,40,000	5,40,000	5,40,000	4,05,000	1,35,000	2,02,500
16	Chatra	49,985	2	2	Project Engineering Specialist	Post Graduate	45,000	5,40,000	45,000	5,40,000	5,40,000	5,40,000	4,05,000	1,35,000	2,02,500
					MIS Specialist	Post Graduate	45,000	5,40,000	45,000	5,40,000	5,40,000	5,40,000	4,05,000	1,35,000	2,02,500
17	Garhwa	46,059	2	2	CB & TC	Post Graduate	45,000	5,40,000	45,000	5,40,000	5,40,000	5,40,000	4,05,000	1,35,000	2,02,500
					MIS Specialist	Post Graduate	45,000	5,40,000	45,000	5,40,000	5,40,000	5,40,000	4,05,000	1,35,000	2,02,500
18	Rajmahal	22,514	2	2	Project Engineering Specialist	Post Graduate	45,000	5,40,000	45,000	5,40,000	5,40,000	5,40,000	4,05,000	1,35,000	2,02,500
					Project Engineering Specialist	Post Graduate	45,000	5,40,000	45,000	5,40,000	5,40,000	5,40,000	4,05,000	1,35,000	2,02,500
19	Sahibganj	88,214	2	2	Project Engineering Specialist	Post Graduate	45,000	5,40,000	45,000	5,40,000	5,40,000	5,40,000	4,05,000	1,35,000	2,02,500
					MIS Specialist	Post Graduate	45,000	5,40,000	45,000	5,40,000	5,40,000	5,40,000	4,05,000	1,35,000	2,02,500
20	Rangarh	1,23,875	2	2	Project Engineering Specialist	Post Graduate	45,000	5,40,000	45,000	5,40,000	5,40,000	5,40,000	4,05,000	1,35,000	2,02,500
					Project Engineering Specialist	Post Graduate	45,000	5,40,000	45,000	5,40,000	5,40,000	5,40,000	4,05,000	1,35,000	2,02,500
21	Jhumritaiya	87,867	2	2	Project Engineering Specialist	Post Graduate	45,000	5,40,000	45,000	5,40,000	5,40,000	5,40,000	4,05,000	1,35,000	2,02,500
					MIS specialist	Post Graduate	45,000	5,40,000	45,000	5,40,000	5,40,000	5,40,000	4,05,000	1,35,000	2,02,500
22	Koderma	24,633	2	2	Project Engineering Specialist	Post Graduate	45,000	5,40,000	45,000	5,40,000	5,40,000	5,40,000	4,05,000	1,35,000	2,02,500
					MIS Specialist	Post Graduate	45,000	5,40,000	45,000	5,40,000	5,40,000	5,40,000	4,05,000	1,35,000	2,02,500
23	Giridih	1,14,533	2	2	Project Engineering Specialist	Post Graduate	45,000	5,40,000	45,000	5,40,000	5,40,000	5,40,000	4,05,000	1,35,000	2,02,500
					MIS Specialist	Post Graduate	45,000	5,40,000	45,000	5,40,000	5,40,000	5,40,000	4,05,000	1,35,000	2,02,500
24	Manjhiaron	18,349	2	2	Project Engineering Specialist	Post Graduate	45,000	5,40,000	45,000	5,40,000	5,40,000	5,40,000	4,05,000	1,35,000	2,02,500
					MIS Specialist	Post Graduate	45,000	5,40,000	45,000	5,40,000	5,40,000	5,40,000	4,05,000	1,35,000	2,02,500

42	Chhatrapur	28,450	2	2	Project Engineering Specialist	Post Graduate	45,000	5,40,000	45,000	5,40,000	5,40,000	5,40,000	4,05,000	1,35,000	2,02,500
					MIS specialist	Post Graduate	45,000	5,40,000	45,000	5,40,000	5,40,000	5,40,000	4,05,000	1,35,000	2,02,500
					CB8 TC	Post Graduate	45,000	5,40,000	45,000	5,40,000	5,40,000	5,40,000	4,05,000	1,35,000	2,02,500
43	Nagaruntari	32,725	2	2	MIS specialist	Post Graduate	45,000	5,40,000	45,000	5,40,000	5,40,000	5,40,000	4,05,000	1,35,000	2,02,500
					Project Engineering Specialist	Post Graduate	45,000	5,40,000	45,000	5,40,000	5,40,000	5,40,000	4,05,000	1,35,000	2,02,500
44	Latehar	26,961	2	2	MIS specialist	Post Graduate	45,000	5,40,000	45,000	5,40,000	5,40,000	5,40,000	4,05,000	1,35,000	2,02,500
					Project Engineering Specialist	Post Graduate	45,000	5,40,000	45,000	5,40,000	5,40,000	5,40,000	4,05,000	1,35,000	2,02,500
45	Domchanch	24,531	2	0	Project Engineering Specialist	Post Graduate	45,000	5,40,000	-	-	-	-	-	-	-
					MIS specialist	Post Graduate	45,000	5,40,000	-	-	-	-	-	-	-
46	Dhanvar	15,297	2	0	Project Engineering Specialist	Post Graduate	45,000	5,40,000	-	-	-	-	-	-	-
					MIS specialist	Post Graduate	45,000	5,40,000	-	-	-	-	-	-	-
47	Badki Saraiya	22,889	2	0	Project Engineering Specialist	Post Graduate	45,000	5,40,000	-	-	-	-	-	-	-
					MIS specialist	Post Graduate	45,000	5,40,000	-	-	-	-	-	-	-
48	Harharganj	28,467	2	0	Project Engineering Specialist	Post Graduate	45,000	5,40,000	-	-	-	-	-	-	-
					MIS specialist	Post Graduate	45,000	5,40,000	-	-	-	-	-	-	-
49	Mahagama	30,701	2	0	Project Engineering Specialist	Post Graduate	45,000	5,40,000	-	-	-	-	-	-	-
					MIS specialist	Post Graduate	45,000	5,40,000	-	-	-	-	-	-	-
Total	44	--	108	96	108	--	52,75,000	6,33,00,000	47,15,000	5,65,80,000	5,65,80,000	5,65,80,000	4,24,35,000	1,41,45,000	2,12,17,500 (Say Rs. 212.18 lakh)

[Handwritten signature]

UC for F.Y. 2023-24GFR 12-C[See Rule 239]Form of Utilization Certificate for the year 2023-24

S. No.	Particulars	Amount (Rs. In Lakhs)	Certified that Rs. 364.83 Lakh Central Share grants sanctioned during the year 2023-24 in favour of Urban Development & Housing Department under the Ministry /Department Letter No. given in the margin and Rs. 178.094 Lakh on account of unspent Central Share balance of the previous year, a sum of Rs. 434.924 Lakh has been utilized for the purpose of SLTC/CLTC under PMAY(U) as Central Share for which it was sanctioned and that the balance of Rs. 108.00 Lakh Central Share remaining unutilized.
1	Unspent Central Share balance of F.Y. 2022-23	178.094	
2	Central fund released during the FY year 2023-24	364.830	
3	Total Sanctioned Amount (1+2)	542.924	
4	Fund Utilized	434.924	
5	Total Remaining Balance (3-4)	108.000	

2. Certified that I have satisfied myself that the conditions on which the grants-in-aid was sanctioned have been duly fulfilled/ are being fulfilled and that I have exercised the following checks to see that the money was actually utilized for the purpose for which it was sanctioned.

Signature :- Arun Kumar AnandDesignation :- Director

Date :- _____

Arun Kumar Anand I.A.S.
DirectorSignature :- Vinay Kumar ChoubeDesignation :- Secretary

Date :- _____

Vinay Kumar Choube
Principal Secretary,
Urban Development and Housing Deptt.,
Jharkhand, Ranchi

UC for F.Y. 2024-25

GFR 12-C


[See Rule 239]

Form of Utilization Certificate for the year 2024-25

S. No.	Particulars	Amount (Rs. In Lakhs)	Certified that Rs. 0.00 Lakh Central Share grants sanctioned during the year 2024-25 in favour of Urban Development & Housing Department under the Ministry /Department Letter No. given in the margin and Rs. 312.702 Lakh on account of unspent Central Share balance of the previous year, a sum of Rs. 312.702 Lakh has been utilized for the purpose of SLTC/CLTC under PMAY(U) as Central Share for which it was sanctioned and that the balance of Rs. 0.00 Lakh Central Share remaining unutilized
1	Unspent Central Share balance w.r.t. sanction letter no. N-11015/2/2017-HFA-III-UD (FTS-9030767) Dt. 14.08.2023	108.000	
2	Unspent Central Share balance w.r.t. sanction letter no. N-11011/97/2017/HFA-I/HFA-V (FTS-9019873) Dt. 24.02.2021	204.702	
3	Central fund released during the FY year 2024-25	0.00	
4	Total Sanctioned Amount (1+2+3)	312.702	
5	Fund Utilized	312.702	
6	Total Remaining Balance (4-5)	0.000	

2. Certified that I have satisfied myself that the conditions on which the grants-in-aid was sanctioned have been duly fulfilled/ are being fulfilled and that I have exercised the following checks to see that the money was actually utilized for the purpose for which it was sanctioned.

Signature :-



Designation :- Director

Date :-


22.10.24

Satyendra Kumar, I.A.S.

Director,

Directorate of Municipal Administration,
Urban Development & Housing Deptt.
Govt. of Jharkhand, Ranchi.

Signature :-



Designation :- Secretary

Date :-

29.10.24

Sunil Kumar
Principal Secretary,
Urban Development and Housing Deptt.,
Jharkhand, Ranchi